

What type of investor are you?

Not sure what type of investor you are? No problem.

These two simple questions can help:



How comfortable are you with risk?



How long do you have until you retire?

If you know the answers to these, you'll be able to make more well-informed choices about where to put the money in your account.* That's important because how the money is invested can have a big impact on how you may live in retirement.

Take this short quiz to help you determine where to allocate the money.

1. How much do you know about investing?

- Just learning the ropes 0 Points
- Somewhat knowledgeable 6 Points
- An expert 12 Points

.....> **Points**

2. When you're planning for your retirement and want to invest some money, what is your main goal?

- Not losing money 0 Points
- Keeping your money and making more money 8 Points
- Making as much money as possible 17 points

.....> **Points**

3. How likely are you to put money in investments that earn stable but lower returns?

- Very likely 0 Points
- Likely 5 Points
- Unlikely 9 Points
- Very unlikely 14 Points

.....> **Points**

4. How comfortable are you with the value of your investments rising and falling over time?

- Not comfortable 0 Points
- Neutral 6 Points
- Comfortable 12 Points

.....> **Points**

*Your account — the account the plan holds for your benefit.


5. One of your investments is suddenly underperforming and you're showing a loss — what would you do?

- Immediately move to a less risky investment
- Wait it out at least a year before changing your investment
- Stick with the current investment

0 Points
7 Points
13 Points

Points

6. You were given \$20,000 to invest in one of the four scenarios shown below. The chart below shows the best case and worst case returns of each investment over the past three years. You would invest your money in which scenario:



- A** 0 points
- B** 5 points
- C** 9 points
- D** 14 points

Percentage of the total value gain/loss.
These figures are hypothetical and do not guarantee any future returns nor represent the performance of any particular investment. This is for illustrative purposes only.

Points

7. You put \$5,000 in one of your investments and plan to keep it for 10 years. During the first year, the overall stock market loses value — including the money you invested. Are you more likely to:

- Sell all of your investment
- Sell some of your investment
- Leave your investment alone
- Buy more of your investment

0 Points
6 Points
12 Points
17 Points

Points:

Total Points

Years to Retirement

When do you plan to begin taking money out of your account?



Where did you land?

Based on your answers to the quiz, let's determine which investor profile best describes you. Your investor profile can help you figure out what mix of investment options may be right for you by showing how money could be allocated into the plan's various types of investments across different levels of risk.

First, find your quiz score. > **Then**, find your years to retirement. > **Next**, determine where these two meet on the chart below.

The color of the box where these intersect will match one of the five investor profiles below.

Years to Retirement:	Score 0-17	Score 18-41	Score 42-61	Score 62-83	Score 84-100
≤5 years					
6-10 years					
11-15 years					
16-20 years					
21+ years					

A Conservative

B Moderate conservative

C Moderate

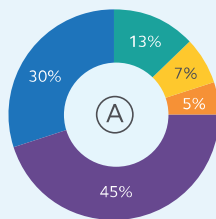
D Moderate aggressive

E Aggressive

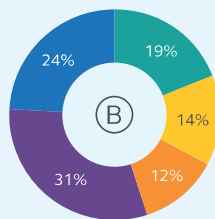
Please keep in mind that this is simply a guideline and for educational purposes only. It is not intended to tell you how to invest. We suggest that you review your investment profile at least annually or as life changes occur to help ensure you're still meeting your goals.

Does this sound like you?

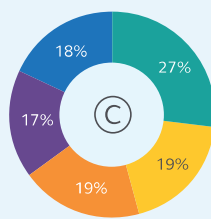
Investor profiles



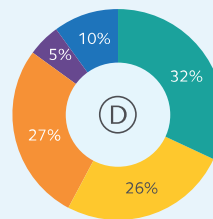
Conservative



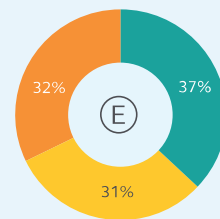
Moderate conservative



Moderate



Moderate aggressive



Aggressive

Low Risk/Return <-----> Levels of Risk -----> High Risk/Return

● Short-Term Fixed Income
 ● Fixed Income
 ● Large U.S. Equity
 ● Small/Mid U.S. Equity
 ● Global/International Equity

Depending on the objectives of the investment options selected in each asset class, they may experience price fluctuations and have the potential to lose value. **Asset allocation and diversification do not ensure a profit or protect against a loss.**

Log on to principal.com to make or modify your investment selection.

Profile descriptions

Whether you're taking this quiz to help select your mix of investments or to verify if your own education model aligns, the five pie charts represent a mix of risk levels that apply to investments that fit within each profile description. Based on the quiz results, consider if the investor profile and description match what type of investor you are.

Conservative This allocation is designed for the more cautious investor, one with sensitivity to short-term losses and/or a shorter time horizon. It is targeted toward the investor seeking investment stability from the investable assets but still seeking to beat inflation over the long term. The main objective of this investor is to preserve capital while providing income potential. Investors may expect fluctuations in the values of this portfolio to be smaller and less frequent than in more aggressive portfolios.

Moderate conservative This allocation may be appropriate for the investor who seeks both modest capital appreciation and income potential from his or her portfolio. This investor will have either a moderate time horizon or a slightly higher risk tolerance than the most conservative investors. While this allocation is still designed to preserve capital, fluctuations in the values of this portfolio may occur from year to year.

Moderate This allocation may suit the investor who seeks relatively stable growth with a lower level of income potential. An investor in the moderate risk range will have a higher tolerance for risk and/or a longer time horizon than more conservative investors. The main objective of this investor is to achieve steady growth while limiting fluctuation to less than that of the overall stock markets.

Moderate aggressive This allocation is designed for investors with a relatively high tolerance for risk and a longer time horizon. These investors have little need for current income and seek above-average growth from the investable assets. The main objective of this profile is capital appreciation, and its investors should be able to tolerate moderate fluctuations in their portfolio values.

Aggressive This allocation may be appropriate for investors who have both a high tolerance for risk and a long investment time horizon. The main objective of this profile is to provide high growth, which means the investor is not as concerned with receiving current income. This portfolio may have larger and more frequent fluctuations from year to year, making it potentially less desirable for investors who do not have both a high tolerance for risk and an extended investment horizon.

Morningstar Investment Management LLC, periodically reviews and adjusts profile asset allocation model percentages based upon their economic outlook and current market conditions.

Investing involves risk, including possible loss of principal. Asset allocation and diversification do not ensure a profit or protect against a loss.

Equity investment options involve greater risk, including heightened volatility, than fixed-income investment options.

Fixed-income investments are subject to interest rate risk; as interest rates rise their value will decline.

Lower-rated securities are subject to additional credit and default risks.

Small and mid-cap stocks may have additional risks including greater price volatility.

International and global investing involves greater risks such as currency fluctuations, political/social instability and differing accounting standards.

© 2023 Morningstar Investment Management LLC. All rights reserved. Morningstar Investment Management LLC is a registered investment adviser and subsidiary of Morningstar, Inc. The Morningstar name and logo are registered marks of Morningstar, Inc.. This questionnaire is provided as education and guidance only. As a retirement plan participant, you should consult with your financial professional about your responses to this questionnaire and other relevant factors that you should consider before making an allocation decision. The questionnaire is made available through a license agreement with the Principal Financial Group®, and use by a participant in no way establishes a relationship (including advisory relationship) between the participant and Morningstar Investment Management LLC. Past performance does not guarantee future results.

Insurance products and plan administrative services provided through Principal Life Insurance Company®. Securities offered through Principal Securities, Inc., member SIPC and/or independent broker-dealers. Referenced companies are members of the Principal Financial Group®, Des Moines, Iowa 50392. Certain investment options may not be available in all states or U.S. commonwealths.

Principal®, Principal Financial Group®, and Principal and the logomark design are registered trademarks of Principal Financial Services, Inc., a Principal Financial Group company, in the United States and are trademarks and services marks of Principal Financial Services, Inc., in various countries around the world.

PT383P-12 | © 2023 Principal Financial Services, Inc. | 3196030-102023 | 10/2023

This page left intentionally blank.



PQ12087-07 | © 2023 Principal Financial Services, Inc. | 2959198-062023 | 07/2023

5-41097/ECORE International 401(k) Plan

04/04/2024